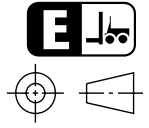
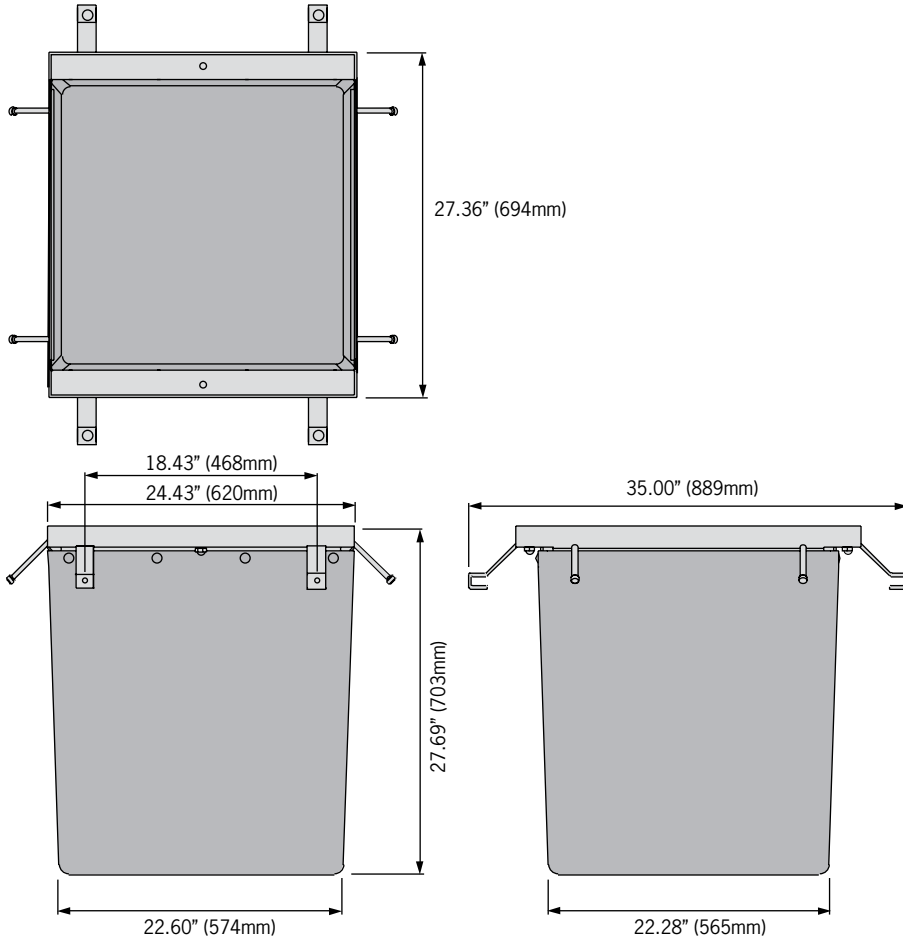
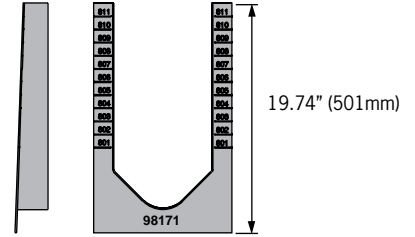


F880 catch basin with galvanized steel frame

Catch basin

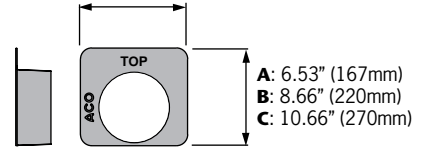


FG200 Channel collar



Pipe adapter

- A:** 7.31" (187mm)
- B:** 9.40" (239mm)
- C:** 11.40" (289mm)



- A:** 4" Pipe plain end adapter
- B:** 6" Pipe plain end adapter
- C:** 8" Pipe plain end adapter

Outlet flow rates

Outlet	Product	Outlet size (Sch. 40)	Invert Depth	GPM	CFS
97425	F880*	4" round	27.5 max	275	0.61
97438	F880*	6" round	27.5 max	606	1.35
97444	F880*	8" round	27.5 max	1055	2.35

Note: These are the pipe flow rates at the specified outlet, **NOT** channel flow rates.
 *Catch basin flow rates are without trash bucket - using trash bucket reduces flow.
 Total capacity = 55.00 gallons
 F880 fits FG200 trench system

ACO Specification Information

ACO DRAIN

F880 catch basin with galvanized steel frame



ACO Specification Information

Description	Part No.	Overall Depth		Weight lbs.
		inches	mm	
F880 Catch basin body ¹	98075	27.7	703	22.0
F880 Galvanized steel frame	98034	3.13	79	24.2
F880 Plastic trash bucket	98059	6.75	172	8.4
Accessories				
4" pipe plain end adapter	97425	6.53	167	0.4
6" pipe plain end adapter	97438	8.66	220	0.6
8" pipe plain end adapter	97444	10.66	270	0.9
FG200 Channel/catch basin collar	98171	19.74	501	1.1

Notes:

1. Invert and overall depths are for the channel body & frame assembled
2. If foul air trap required, place contact ACO
3. For invert depth subtract 0.125" (3mm)
4. F880 catch basin fits FG200 trench system

Specifications

General

The catch basin shall be ACO Drain F880 catch basin, complete with galvanized steel frame and bolted gratings as manufactured by ACO, Inc. or equal approved.

Materials

The unit bodies shall be manufactured from fiberglass, with minimum properties as follows:

Compressive strength: 24,400 psi
Flexural strength: 9,943 psi
Water absorption 0.33%
Frost proof
Salt proof
Dilute acid and alkali resistant

The nominal clear opening shall be 23.17" (588mm) wide by 23.56" (598mm) long. Overall width of 27.36" (694mm) wide by 24.43" (620mm) long.

Units shall be manufactured with a wall thickness of at least 0.125" (3mm)

The fiberglass catch basin body shall be fixed to the frame using push fit nylon studs.

Frames shall be manufactured from Grade 304 stainless steel and shall incorporate anchoring features to ensure maximum mechanical bond to the surrounding bedding material and pavement surface. Frames shall incorporate installation brackets to ensure correct and easy installation. Frames shall be at least 3/16" (5mm) thick.

Grates

Grates should be specified. See separate ACO Spec Info grate sheets for details.

Installation

The catch basin shall be installed in accordance with the manufacturer's installation instructions and recommendations.

ACO, Inc.

Northeast Sales Office
9470 Pinecone Drive
Mentor, OH 44060
Tel: (440) 639-7230
Toll free: (800) 543-4764
Fax: (440) 639-7235

West Sales Office
825 W. Beechcraft St.
Casa Grande, AZ 85122
Tel: (520) 421-9988
Toll Free: (888) 490-9552
Fax: (520) 421-9899

Southeast Sales Office
4211 Pleasant Road
Fort Mill, SC 29708
Toll free: (800) 543-4764
Fax: (803) 802-1063



Electronic Contact:
info@ACODrain.us
www.ACODrain.us



© April 2018, ACO, Inc. This information is believed to be accurate but it is not guaranteed to be so. We cannot assume liability for results that buyer obtains with our product since conditions of use are beyond the control of the company. It is the customer's responsibility to evaluate suitability and safety of product for his own use. ACO, Inc. reserves the right to change the product and specifications without notice.